






































































The Energy, Construction and Utilities Sector is a collection of three industry clusters engaged in deploying and managing technologies related to the generation, distribution, storage and efficient use of energy in line with the state’s legislation, which is requiring more alternative energy sources.

**Strong Workforce Program Metrics,
2015–16 unless otherwise noted**

Central Valley/ Mother Lode	Metric	CA Median
5,553	Course Enrollments (2016–17)	15,753
202	Students Who Got a Degree or Certificate (2016–17)	278
107	Students who Transferred	215
72%	Employed in the 2nd Quarter After Exit	72%
79%	Job Closely Related to Field of Study (2014–15)	81%
\$8,826	Median Earnings in the 2nd Quarter After Exit	\$10,496
73%	Employed in the 4th Quarter After Exit	71%
\$33,981	Median Annual Earnings	\$38,572
48%	Median Change in Annual Earnings	41%
64%	Attained Living Wage	68%

TOP Program	Colleges Offering	Catalog Name	Award Offered
0201.00 – Architecture and Architectural Technology	Bakersfield	Architecture/Architectural Drafting	
	Fresno City	Architecture	 
	San Joaquin Delta	Architectural Drafting	
	Sequoias	Architectural Design	
		Architectural Visual Communication	
	Architecture	 	
0934.40 – Electrical Systems and Power Transmission	San Joaquin Delta	Solar Photovoltaic Installation Technician	
0935.00 – Electro-Mechanical Technology	Bakersfield	Industrial Automation	
	San Joaquin Delta	Automation Technician – Mechatronics	
		Automation Technology – Mechatronics	
0946.00 – Environmental Control Technology (HVAC) (p.56)	Fresno City	Air Conditioning	 
		Air Conditioning Technology Overview	
		Commercial Air Conditioning, Heating, and Duct Systems	
		Digital Air Conditioning Controls	
		Mechanical and Electrical Systems	
	Merced	Commercial Refrigeration Technician	 
		HVAC Technician	 
	San Joaquin Delta	Heating & Air Conditioning: Refrigeration	 
	Sequoias	Environmental Control Technology (HVAC)	 
0952.00 – Construction Crafts Technology	Bakersfield	Construction Technology	
		Industrial Technology: Construction	
	Fresno City	Construction	 
Sequoias	Construction Technology	 	
0952.10 – Carpentry	Bakersfield	Carpentry Apprenticeship	 

ENERGY, CONSTRUCTION & UTILITIES

TOP Program	Colleges Offering	Catalog Name	Award Offered
0952.20 – Electrical (p.58)	Bakersfield	Electrician Apprenticeship	 
	Merced	Industrial Electrical Technician	 
	Modesto Junior	Electrician	
	San Joaquin Delta	Electrical Technology	
		Electrical Technology – General Electrician Trainee	
	Sequoias	NCCER Electrical Applications	
NCCER Electrical Theory			
0952.30 – Plumbing, Pipefitting and Steamfitting	Bakersfield	Plumbers & Steamfitters Apprenticeship	 
0952.50 – Mill and Cabinet Work	Bakersfield	Industrial Technology: Woodworking & Cabinetmaking	 
0953.00 – Drafting Technology	Bakersfield	Industrial Drawing	
		Industrial Technology: Industrial Drawing	
	Fresno City	Computer Aided Drafting and Design	 
	Merced	CAD Drafting – Architectural Design	
		CAD Draftsman – Architectural	
	San Joaquin Delta	Engineering Computer-Aided Drafting	
		Engineering: Computer-Aided Drafter	
	Sequoias	Drafting Technology	
Mechanical Drafting			
0953.10 – Architectural Drafting	Merced	CAD Drafting – Architectural Design	
	Sequoias	Architectural Drafting	
0956.40 – Sheet Metal and Structural Metal (p.60)	Bakersfield	Sheetmetal Apprenticeship	 
0957.00 – Civil and Construction Management Technology	Bakersfield	Construction Management	
	Fresno City	Industrial Technology: Construction	
0957.20 – Construction Inspection	Sequoias	Construction Inspection	 
0958.00 – Water and Wastewater Technology	Clovis	Drinking Water Treatment and Distribution	
		Wastewater Treatment	



ENERGY, CONSTRUCTION & UTILITIES



Relevant Occupations:



Heating, Air Conditioning, and Refrigeration Mechanics and Installers

2017–20
Average Annual
Job Openings

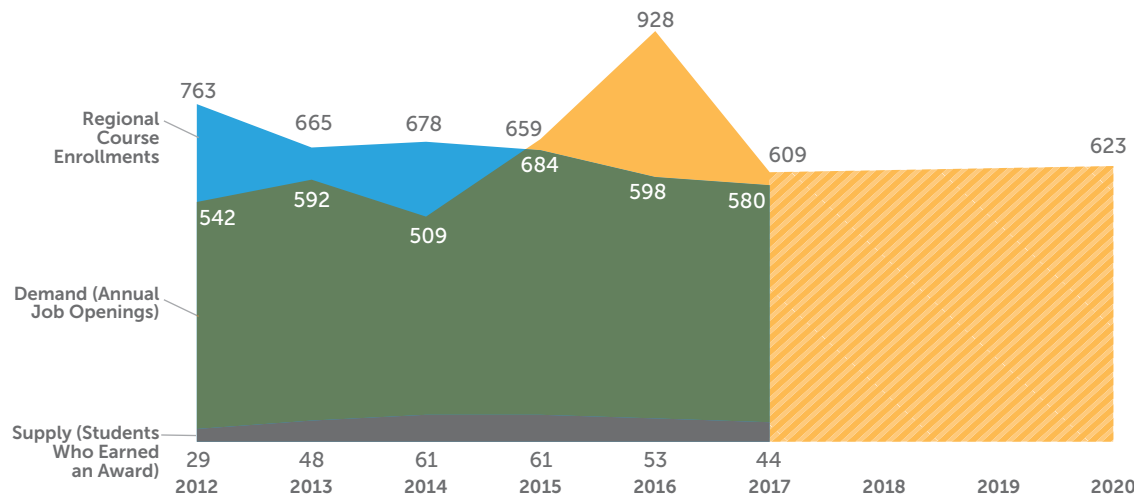
441



Sheet Metal Workers

181

Supply/Demand for Selected Occupations, 2012–20:



Strong Workforce Program Metrics, 2015–16:



Region	vs	California
75%	Employed in the 2nd Quarter After Exit	75%
57%	Job Closely Related to Field of Study (2014–15)	75%
\$8,134	Median Earnings in the 2nd Quarter After Exit	\$10,252
72%	Employed in the 4th Quarter After Exit	75%
\$31,998	Median Annual Earnings	\$41,088
82%	Median Change in Annual Earnings	46%
74%	Attained Living Wage	70%

Regional Colleges Offering Programs:

	Fresno City	Merced	San Joaquin Delta	Sequoias
Programs Offered				
2016–17 Awards	2 Associate, 21 Certificate	- Associate, 6 Certificate	2 Associate, 17 Certificate	2 Associate, 10 Certificate
2016–17 Course Enrollments	185	61	179	155

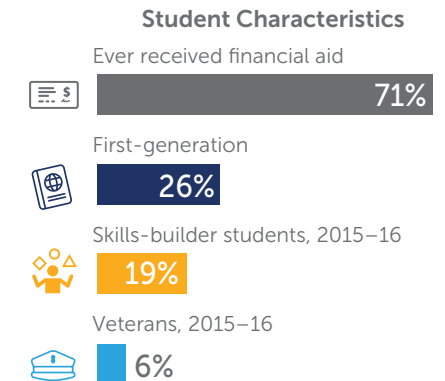
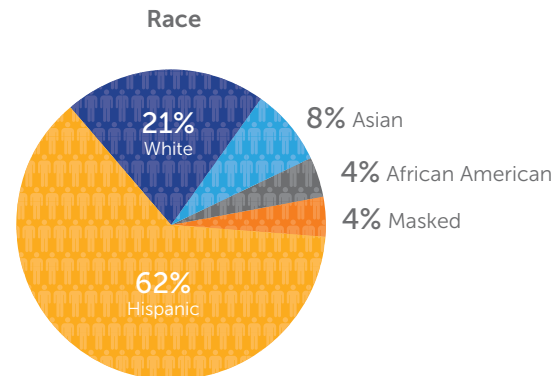
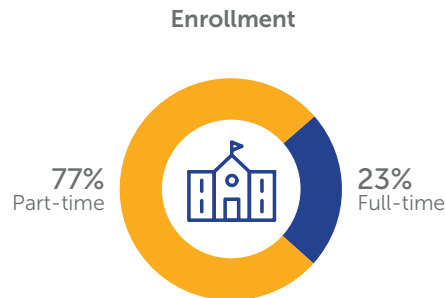

Dash (-) indicates data are insufficient or have been suppressed.

Occupation Data:

Occupation	3-Year 2017–20 Total Openings	Wage Range* (Entry, Median, Experienced Wage)	Typical Entry Level Education & Training Required	Sample of In-Demand Skills From Job Postings (2017)	% of Current Workers Age 55+
Heating, Air Conditioning, and Refrigeration Mechanics and Installers	1,324	\$13.35  \$31.84 \$20.02	Postsecondary nondegree award & more than 12 months training	Ventilation, Boilers, Plumbing, Customer Service, Welding	17%
Sheet Metal Workers	544	\$14.46  \$36.47 \$21.62	High school diploma or equivalent & apprenticeship	Hand Tools, Welding, Grinders	18%

*Entry hourly earnings is 10th percentile wage, experienced hourly earnings is 90th percentile wage.

Student Demographics, 2016–17 (259 Total Students):





Relevant Occupations:



Electricians

2017–20
Average Annual
Job Openings

693



First-Line Supervisors
of Construction Trades
and Extraction Workers

608



First-Line Supervisors
of Mechanics, Installers,
and Repairers

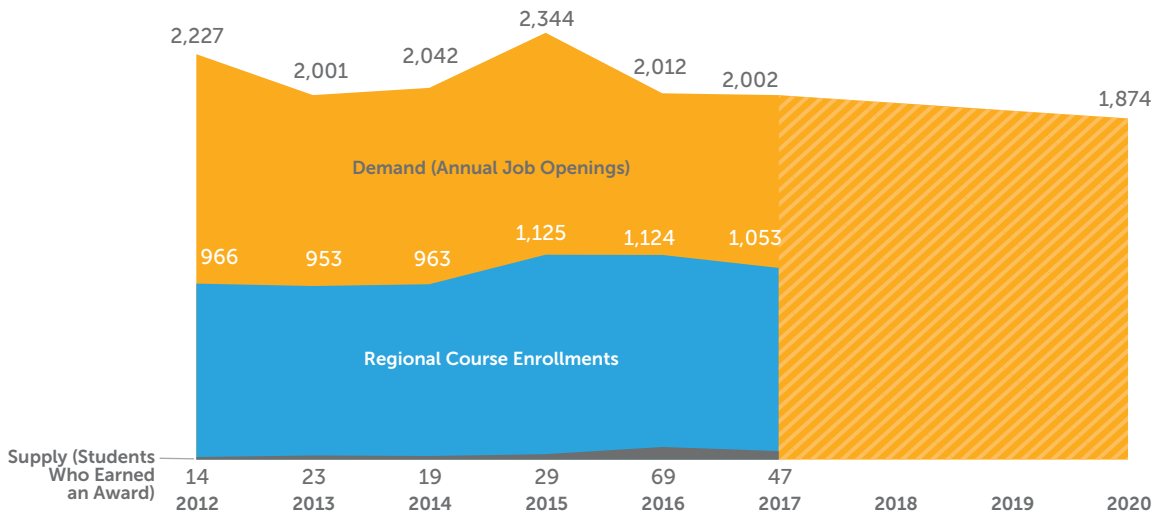
476



Electrical Power-Line
Installers and Repairers

97

Supply/Demand for Selected Occupations, 2012–20:



Strong Workforce Program Metrics, 2015–16:

Region	vs	California
80%	Employed in the 2nd Quarter After Exit	80%
100%	Job Closely Related to Field of Study (2014–15)	94%
\$11,660	Median Earnings in the 2nd Quarter After Exit	\$11,660
83%	Employed in the 4th Quarter After Exit	80%
\$44,535	Median Annual Earnings	\$45,845
78%	Median Change in Annual Earnings	65%
77%	Attained Living Wage	77%

Regional Colleges Offering Programs:

	Bakersfield	Merced	Modesto Junior	San Joaquin Delta	Sequoias
Programs Offered					
2016–17 Awards	- 14*	6 19	-	3 8	4
2016–17 Course Enrollments	166	35	123	578	19

Regional Colleges Offering Courses:

Fresno City 132 2016–17 Enrollments







*Discrepancy between LaunchBoard and Data Mart

Dash (-) indicates data are insufficient or have been suppressed.

Electrical – 0952.20

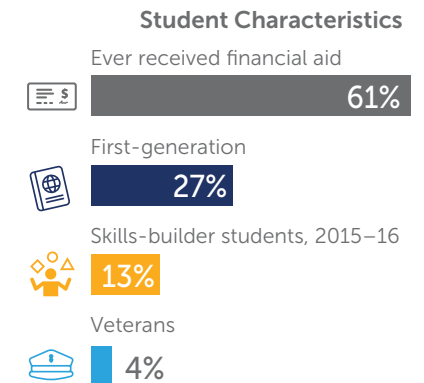
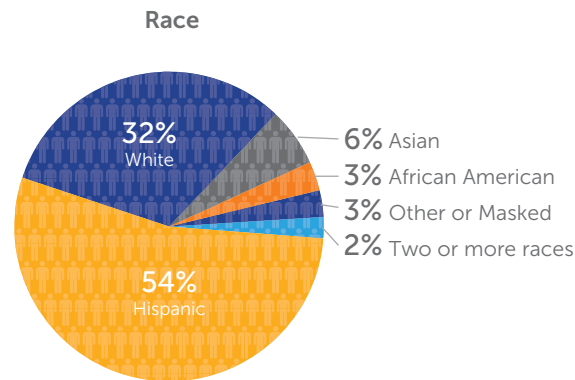
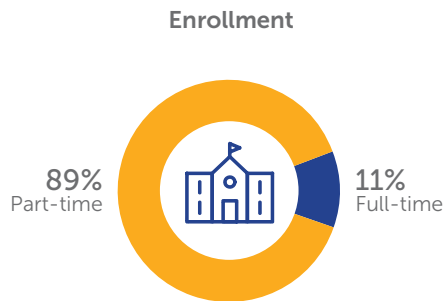
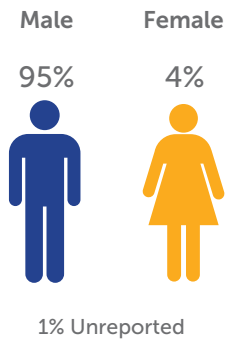
Installation, operation, maintenance and repair of electrical systems in buildings, including residential, commercial, and industrial electric power wiring and motors, controls, and electrical-distribution panels.

Occupation Data:

Occupation	3-Year 2017–20 Total Openings	Wage Range* (Entry, Median, Experienced Wage)	Typical Entry Level Education & Training Required	Sample of In-Demand Skills From Job Postings (2017)	% of Current Workers Age 55+
Electricians	2,079	\$15.64  \$27.60 \$44.69	High school diploma or equivalent & apprenticeship	Repair, Electrical Diagrams/Schematics, Wiring	18%
First-Line Supervisors of Construction Trades and Extraction Workers	1,823	\$14.85  \$28.27 \$46.14	High school diploma or equivalent & none	Scheduling, Project Management, Quality Assurance and Control	27%
First-Line Supervisors of Mechanics, Installers, and Repairers	1,429	\$19.21  \$32.47 \$54.56	High school diploma or equivalent & none	Scheduling, Budgeting, Predictive/Preventative Maintenance	29%
Electrical Power-Line Installers and Repairers	292	\$26.10  \$47.13 \$60.30	High school diploma or equivalent & more than 12 months training	Transformers, Telecommunications, Power Tools	16%

*Entry hourly earnings is 10th percentile wage, experienced hourly earnings is 90th percentile wage.

Student Demographics, 2016–17 (680 Total Students):






Central Valley/Mother Lode Region SHEET METAL AND STRUCTURAL METAL

0956.40

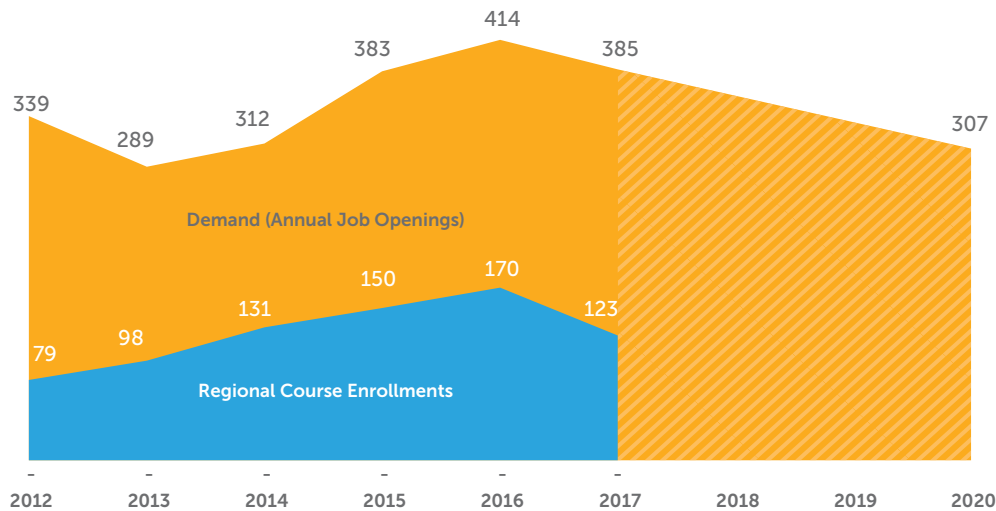


Relevant Occupations:

 Sheet Metal Workers 181	 Structural Iron and Steel Workers 73	 Reinforcing Iron and Rebar Workers 53
--	---	--

2017–20
Average Annual
Job Openings




Supply/Demand for Selected Occupations, 2012–20:





Strong Workforce Program Metrics, 2015–16:

Region	vs	California
94%	Employed in the 2nd Quarter After Exit	83%
-	Job Closely Related to Field of Study (2014–15)	87%
\$6,126	Median Earnings in the 2nd Quarter After Exit	\$11,652
89%	Employed in the 4th Quarter After Exit	80%
\$30,100	Median Annual Earnings	\$38,596
246%	Median Change in Annual Earnings	73%
93%	Attained Living Wage	90%



Regional Colleges Offering Programs:

	 Bakersfield
Programs Offered	 
2016–17 Awards	- 5*
2016–17 Course Enrollments	39

 Associate Program
 Certificate Program

*Discrepancy between LaunchBoard and Data Mart

Regional Colleges Offering Courses:




 Modesto Junior	65 3	2016–17 Enrollments 2015–16 Certificates
 San Joaquin Delta	19	2016–17 Enrollments

Dash (-) indicates data are insufficient or have been suppressed.

Sheet Metal and Structural Metal – 0956.40

Theories, principles, methods, technical skills, and equipment used in sheet metal occupations and ironworking occupations.

Occupation Data:

Occupation	3-Year 2017–20 Total Openings	Wage Range* (Entry, Median, Experienced Wage)	Typical Entry Level Education & Training Required	Sample of In-Demand Skills From Job Postings (2017)	% of Current Workers Age 55+
Sheet Metal Workers	544	\$14.46  \$36.47 \$21.62	High school diploma or equivalent & apprenticeship	Hand Tools, Welding, Grinders	18%
Structural Iron and Steel Workers	218	\$13.59  \$38.24 \$21.35	High school diploma or equivalent & apprenticeship	Welding, Forklift Operation, Hoisting Equipment*	16%
Reinforcing Iron and Rebar Workers	160	\$13.08  \$34.68 \$20.24	High school diploma or equivalent & apprenticeship	Hand Tools, Concrete Forming, New Construction*	16%

*Entry hourly earnings is 10th percentile wage, experienced hourly earnings is 90th percentile wage.

*Due to low regional demand, these skills are based on statewide job postings.

Student Demographics, 2016–17 (91 Total Students):

