































































Transportation is a vital part of the California economy, connecting businesses and communities across the state with highways, railways, shipping, and aviation routes. Logistics is primarily engaged in maintaining a sound supply chain through transporting and warehousing goods.










### Strong Workforce Program Metrics, 2015–16 unless otherwise noted

Central Valley/ Mother Lode	Metric	CA Median
5,620	Course Enrollments (2016–17)	7,162
290	Students Who Got a Degree or Certificate (2016–17)	290
25	Students who Transferred	79
74%	Employed in the 2nd Quarter After Exit	68%
76%	Job Closely Related to Field of Study (2014–15)	73%
\$5,370	Median Earnings in the 2nd Quarter After Exit	\$6,542
72%	Employed in the 4th Quarter After Exit	69%
\$19,637	Median Annual Earnings	\$23,393
93%	Median Change in Annual Earnings	65%
52%	Attained Living Wage	52%

TOP Program	Colleges Offering	Catalog Name	Award Offered
0510.00 – Logistics and Materials Transportation (p.22)	Fresno City	Industrial Training	
	Modesto Junior	Logistics and Supply Chain Management	 
	Porterville	Logistics Management	
	San Joaquin Delta	Logistics and Transportation Supervisor	
		Traffic Shipping & Receiving Technician	
0947.00 – Diesel Technology	San Joaquin Delta	Diesel Automotive Equipment Technician	
		Diesel Equipment Technician	 
0947.20 – Heavy Equipment Maintenance (p.24)	San Joaquin Delta	Apprenticeship: Caterpillar Dealer Service Technician	
		Caterpillar Dealer Engine Technician Apprenticeship	
		Heavy Equipment Mechanic	
		Heavy Equipment Technician	 
0947.30 – Heavy Equipment Operation	Bakersfield	Operating Engineer Apprenticeship	 
	West Hills Coalinga	Heavy Equipment Operation	
0948.00 – Automotive Technology (p.26)	Bakersfield	Auto Engine Overhaul	
		Auto Tune-Up and Emissions	
		Automatic Transmissions	
		Automotive Heating and Air Conditioning	
		Automotive Management	
		Automotive Technology	
		Brake Systems	
		Electrical and Electronic Systems	
		Engine Overhaul and Repair	
		Engine Performance	
		Light Duty Diesel Performance	
		Manual Drive Train and Axles	
		Suspension and Steering	

TOP Program	Colleges Offering	Catalog Name	Award Offered
0948.00 – Automotive Technology cont. (p.26)	Columbia	Automotive Maintenance Technician	
		Automotive Maintenance Technician	
		Automotive Service Technician	 
		Engine Performance	
		Under Vehicle Service	
	Fresno City	Automotive Mechanics	
		Automotive Technology	 
		General Motors ASEP Program	
	Merced	Automotive Collision Repair	
		Automotive Technology Level 1	
		Automotive Technology Level 2	
		Master Auto Technician	 
		Master Auto Technology	
	Modesto Junior	Automotive Brakes and Suspension	
		Automotive Diagnosis	
		Automotive Engines and Transmissions	
		Automotive Service	
		Automotive Technician	
	Reedley	Automotive Technician	 
	San Joaquin Delta	Automotive Electric Technology	
		Automotive Lubrication Technician	
		Automotive Master Technician	
		Automotive Mechanics Technology	
		Automotive Technology	
	Sequoias	Automotive Technology (Basic)	 



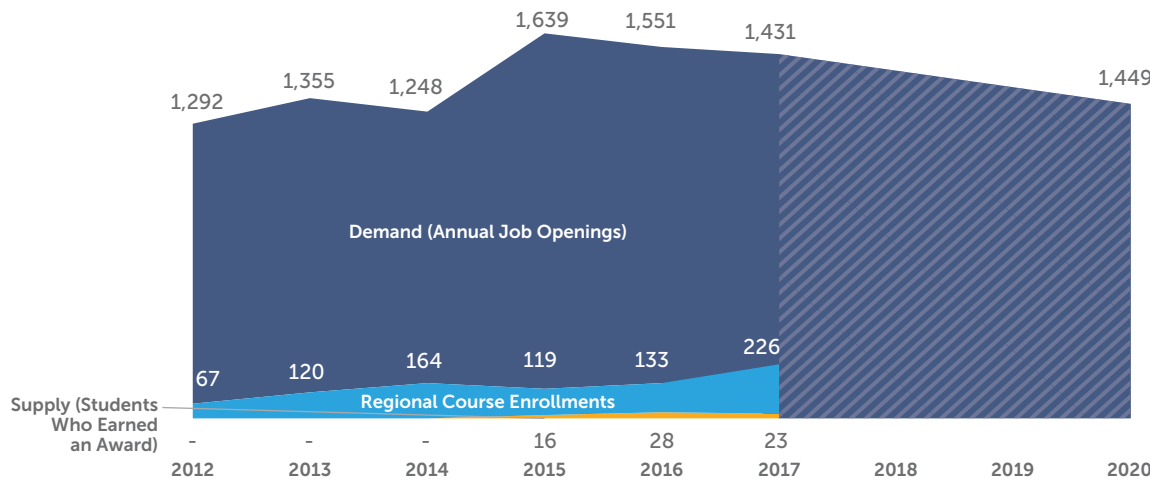
TOP Program	Colleges Offering	Catalog Name	Award Offered
0949.00 – Automotive Collision Repair	Fresno City	Automotive Collision Repair	
		Automotive Collision Repair Technology	 
	Merced	Automotive Collision Repair	
	Modesto Junior	Autobody Refinishing	
		Autobody/Collision Repair	
	San Joaquin Delta	Auto Body Advanced Repair and Restoration	
		Auto Body Basic Repair and Restoration	
		Auto Body Intermediate Repair and Restoration	



## Relevant Occupations:

2017–20 Average Annual Job Openings							
	First-Line Supervisors of Helpers, Laborers, and Material Movers, Hand	Production, Planning, and Expediting Clerks	First-Line Supervisors of Transportation and Material-Moving Machine and Vehicle Operators	Transportation, Storage, and Distribution Managers	Industrial Production Managers	Logisticians	Cargo and Freight Agents
	366	332	306	157	136	109	43













## Supply/Demand for Selected Occupations, 2012–20:



## Strong Workforce Program Metrics, 2015–16:

Region	vs	California
-	Employed in the 2nd Quarter After Exit	76%
-	Job Closely Related to Field of Study (2014–15)	61%
\$10,744	Median Earnings in the 2nd Quarter After Exit	\$10,641
-	Employed in the 4th Quarter After Exit	71%
\$31,633	Median Annual Earnings	\$36,063
22%	Median Change in Annual Earnings	22%
45%	Attained Living Wage	64%

## Regional Colleges Offering Programs:

	 Fresno City	 Modesto Junior	 Porterville	 San Joaquin Delta	
Programs Offered		 			 Associate Program
2016–17 Awards	20	- 1	-	2	 Certificate Program
2016–17 Course Enrollments	86	82	33	25	 Noncredit award

Dash (-) indicates data are insufficient or have been suppressed.

# Logistics and Materials Transportation – 0510.00

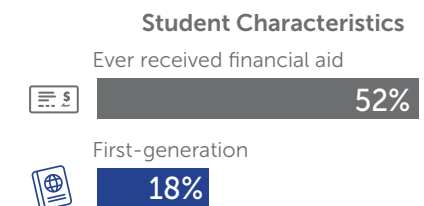
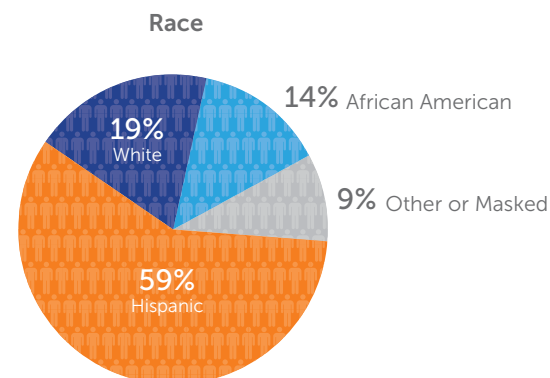
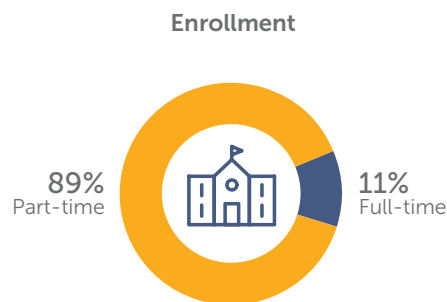
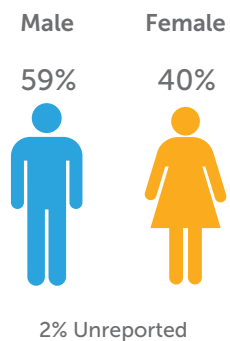
Theory, principles, functions, and procedures for the orderly and economic receiving, manufacturing, shipping, and servicing of products or services.

## Occupation Data:

Occupation	3-Year 2017–20 Total Openings	Wage Range* (Entry, Median, Experienced Wage)		Typical Entry Level Education & Training Required	Sample of In-Demand Skills From Job Postings (2017)	% of Current Workers Age 55+
First-Line Supervisors of Helpers, Laborers, and Material Movers, Hand	1,098	\$14.59	\$25.57 \$37.70	High school diploma or equivalent & none	Customer Service, Scheduling, Forklift Operation	24%
Production, Planning, and Expediting Clerks	995	\$13.76	\$22.54 \$37.30	High school diploma or equivalent & 1 to 12 months training	Scheduling, Logistics, Data Entry	23%
First-Line Supervisors of Transportation and Material-Moving Machine and Vehicle Operators	919	\$14.07	\$25.43 \$41.19	High school diploma or equivalent & none	Scheduling, Customer Service, Repair	25%
Transportation, Storage, and Distribution Managers	470	\$25.50	\$38.92 \$62.56	High school diploma or equivalent & none	Logistics, Scheduling, Budgeting	24%
Industrial Production Managers	408	\$26.26	\$42.08 \$72.82	Bachelor's degree & none	Quality Assurance and Control, Hazard Analysis Critical Control Point (HACCP), Food Safety	26%
Logisticians	328	\$22.42	\$38.56 \$57.14	Bachelor's degree & none	Supply Chain Knowledge and Management, Scheduling, Teamwork/Collaboration	18%
Cargo and Freight Agents	129	\$13.90	\$20.14 \$29.80	High school diploma or equivalent & 1 month training	Customer Service, Receiving, Forklift Operation	21%

\*Entry hourly earnings is 10th percentile wage, experienced hourly earnings is 90th percentile wage.

## Student Demographics, 2016–17 (123 Total Students):





## Relevant Occupations:



Mobile Heavy Equipment Mechanics, Except Engines

231



Farm Equipment Mechanics and Service Technicians

189

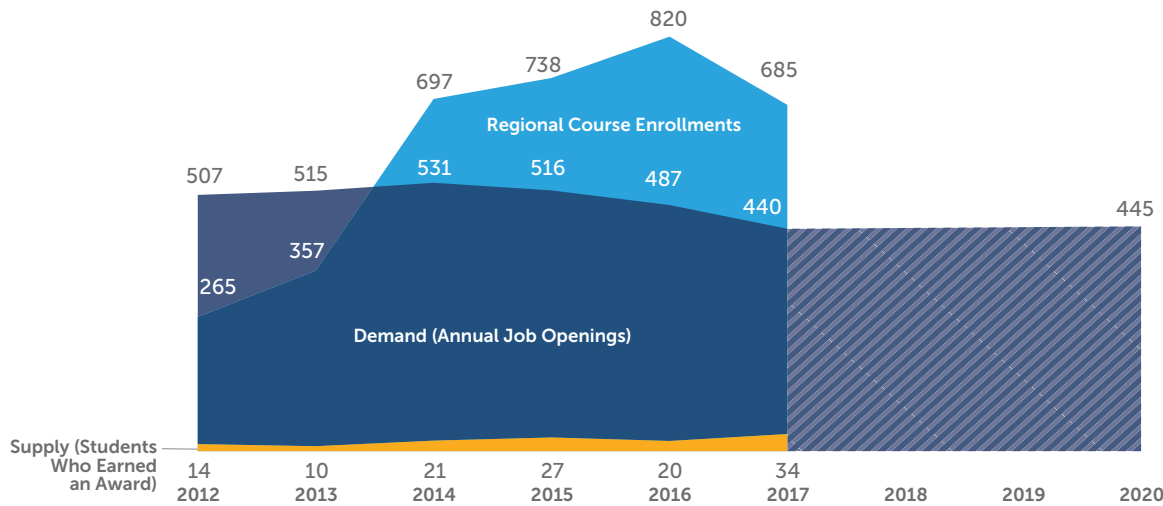


Rail Car Repairers

25

2017–20  
Average Annual  
Job Openings



## Supply/Demand for Selected Occupations, 2012–20:






## Strong Workforce Program Metrics, 2015–16:

Region	vs	California
88%	Employed in the 2nd Quarter After Exit	88%
100%	Job Closely Related to Field of Study (2014–15)	92%
\$13,136	Median Earnings in the 2nd Quarter After Exit	\$10,563
88%	Employed in the 4th Quarter After Exit	88%
\$48,993	Median Annual Earnings	\$38,806
254%	Median Change in Annual Earnings	254%
95%	Attained Living Wage	92%

## Regional Colleges Offering Programs:

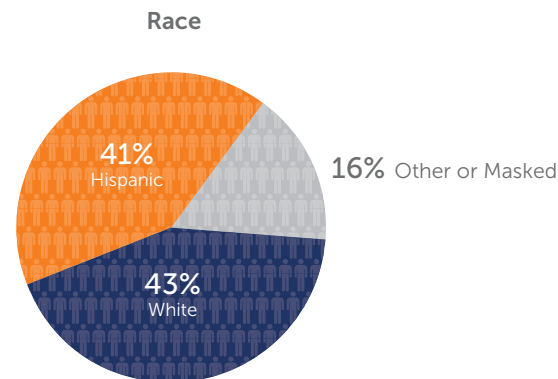
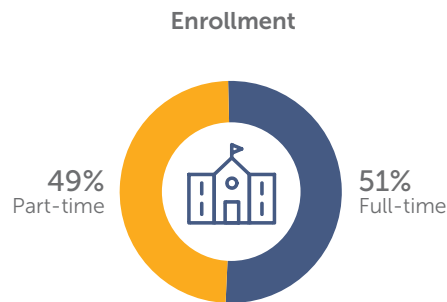
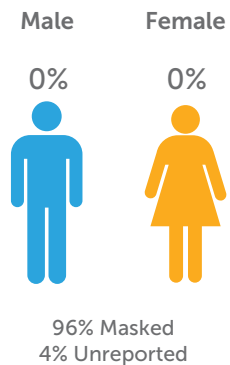
	San Joaquin Delta
Programs Offered	 
2016–17 Awards	29 Associate Programs, 9 Certificate Programs
2016–17 Course Enrollments	685

## Occupation Data:

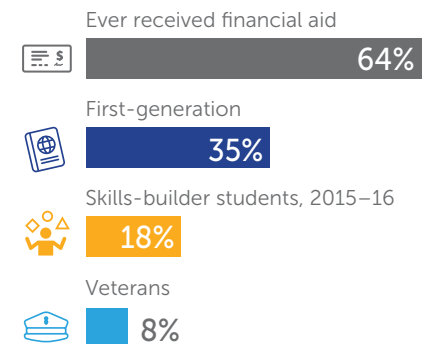
Occupation	3-Year 2017–20 Total Openings	Wage Range* (Entry, Median, Experienced Wage)	Typical Entry Level Education & Training Required	Sample of In-Demand Skills From Job Postings (2017)	% of Current Workers Age 45+
Mobile Heavy Equipment Mechanics, Except Engines	694	\$16.69  \$35.22 \$25.45	High school diploma or equivalent & more than 12 months training	Repair, Welding, Forklift Operation	26%
Farm Equipment Mechanics and Service Technicians	567	\$11.22  \$27.89 \$17.86	High school diploma or equivalent & more than 12 months training	Repair, Wiring, Customer Service	25%
Rail Car Repairers	75	\$16.56  \$38.82 \$29.14	High school diploma or equivalent & more than 12 months training	Repair, Hand Tools, Equipment Maintenance	~18%

\*Entry hourly earnings is 10th percentile wage, experienced hourly earnings is 90th percentile wage.

## Student Demographics, 2016–17 (118 Total Students):




### Student Characteristics



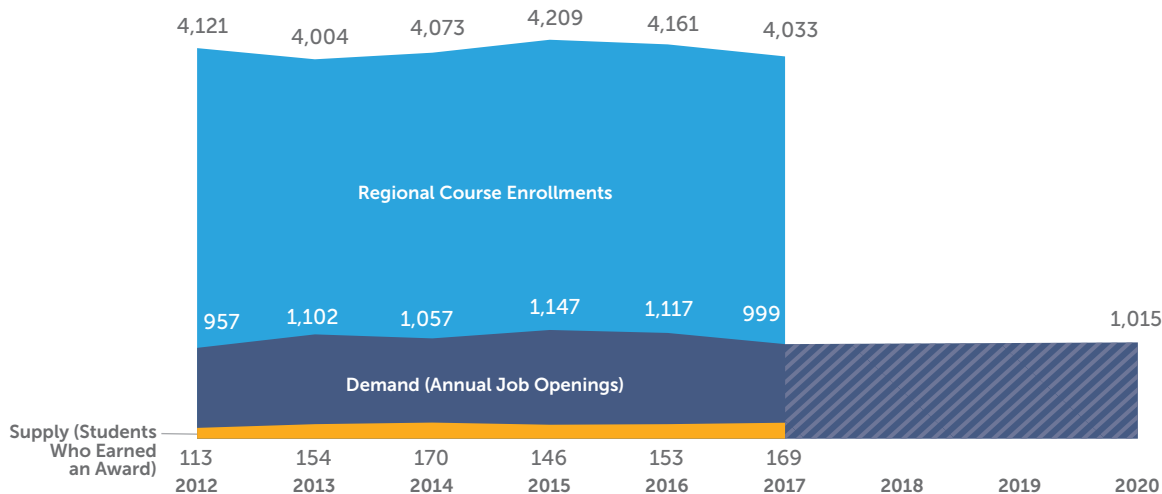




## Relevant Occupations:































## Supply/Demand for Selected Occupations, 2012–20:



## Strong Workforce Program Metrics, 2015–16:

Region	vs	California
72%	Employed in the 2nd Quarter After Exit	69%
67%	Job Closely Related to Field of Study (2014–15)	68%
\$5,370	Median Earnings in the 2nd Quarter After Exit	\$6,104
71%	Employed in the 4th Quarter After Exit	70%
\$19,161	Median Annual Earnings	\$22,687
93%	Median Change in Annual Earnings	66%
48%	Attained Living Wage	48%

## Regional Colleges Offering Programs:

	 Bakersfield	 Columbia	 Fresno City	 Merced	 Modesto Junior	 Reedley	 San Joaquin Delta	 Sequoias	
Programs Offered	 	 	  	 	 	 	 	 	
2016–17 Awards	9 56*	2 45	9 1 11	7 17	4 34	6 38	8 34	3 27	 Associate Program
2016–17 Course Enrollments	392	210	741	528	593	274	946	349	 Certificate Program
2015–16 Transfers	<10	-	<10	<10	<10	<10	<10	<10	 Noncredit award

\*Discrepancy between LaunchBoard and Data Mart

Dash (-) indicates data are insufficient or have been suppressed.

# Automotive Technology – 0948.00

The servicing, maintenance, and diagnosis of malfunctions, and repair and overhaul of components and systems in automotive vehicles.

## Occupation Data:

Occupation	3-Year 2017–20 Total Openings	Wage Range* (Entry, Median, Experienced Wage)		Typical Entry Level Education & Training Required	Sample of In-Demand Skills From Job Postings (2017)	% of Current Workers Age 55+
Automotive Service Technicians and Mechanics	2,928	\$10.63	\$16.13 \$28.12	Postsecondary nondegree award & less than 1 month training	Auto Repair, Customer Service, Vehicle Maintenance	17%
Electrical and Electronics Installers and Repairers, Transportation Equipment	59	\$21.31	\$30.96 \$44.89	Postsecondary nondegree award & more than 12 months training	Assembly and Fabrication of Wire Harnesses, Circuit Breakers, Soldering*	~15%
Electronic Equipment Installers and Repairers, Motor Vehicles	58	\$10.16	\$13.51 \$21.59	High school diploma or equivalent & 1 to 12 months training	Motherboards, Soldering, Scheduling, Sales	~13%

\*Entry hourly earnings is 10th percentile wage, experienced hourly earnings is 90th percentile wage.

\*Due to low regional demand, these skills are based on statewide job postings.

## Student Demographics, 2016–17 (1,984 Total Students):

